


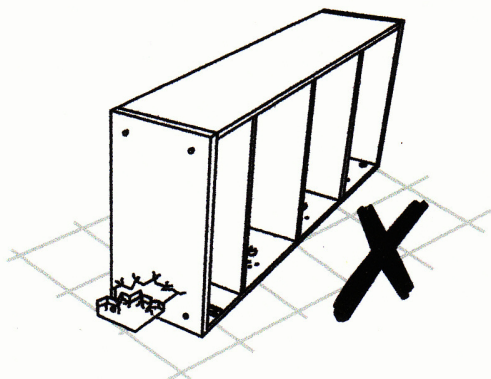
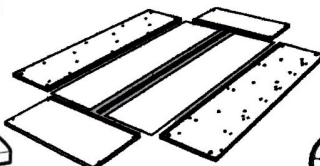

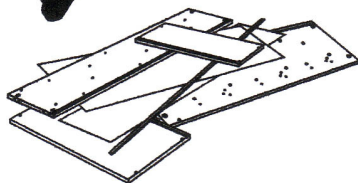

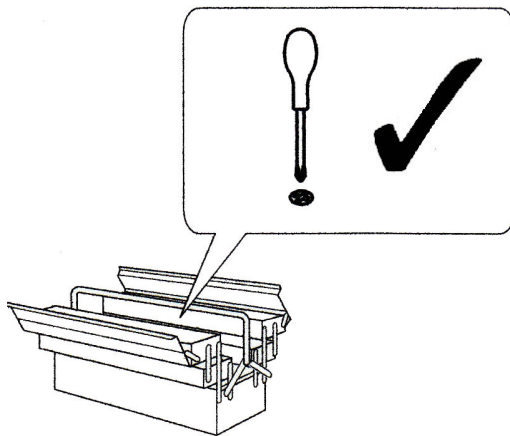


# Julian Bowen Limited

## Alpen Bed - 135cm

### Assembly Instructions

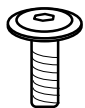




**Julian Bowen Limited**  
**(01623 727374)**

# HARDWARE

A



4x

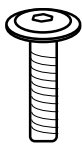
B



4x

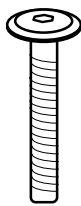
[A & B already attached  
to Centre Leg Part 9]

C



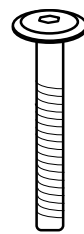
8x

D



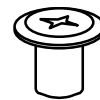
4x

E



4x

F



8x

G



8x

H



8x

I



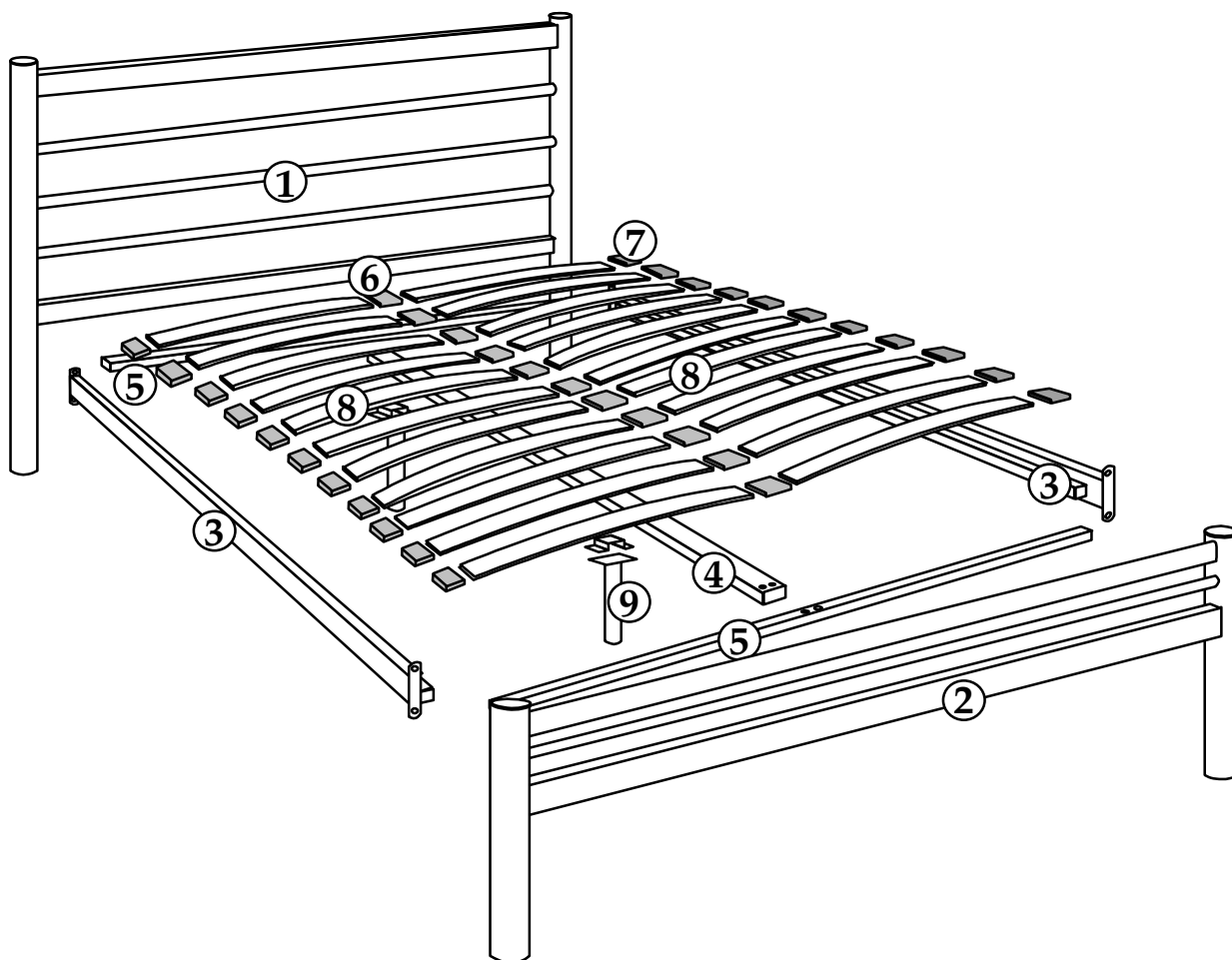
1x

J



1x

# PARTS



# **Safety Advice**

**Please take the time to carefully read through the whole of these instructions before you commence.**

**Keep these instructions for future reference.**

**Unpack, inspect and check off all of the contents.**

**Please dispose of all packaging safely.**

**Small component parts could choke a child if swallowed.**

**We strongly recommend that you keep children well away from the work area.**

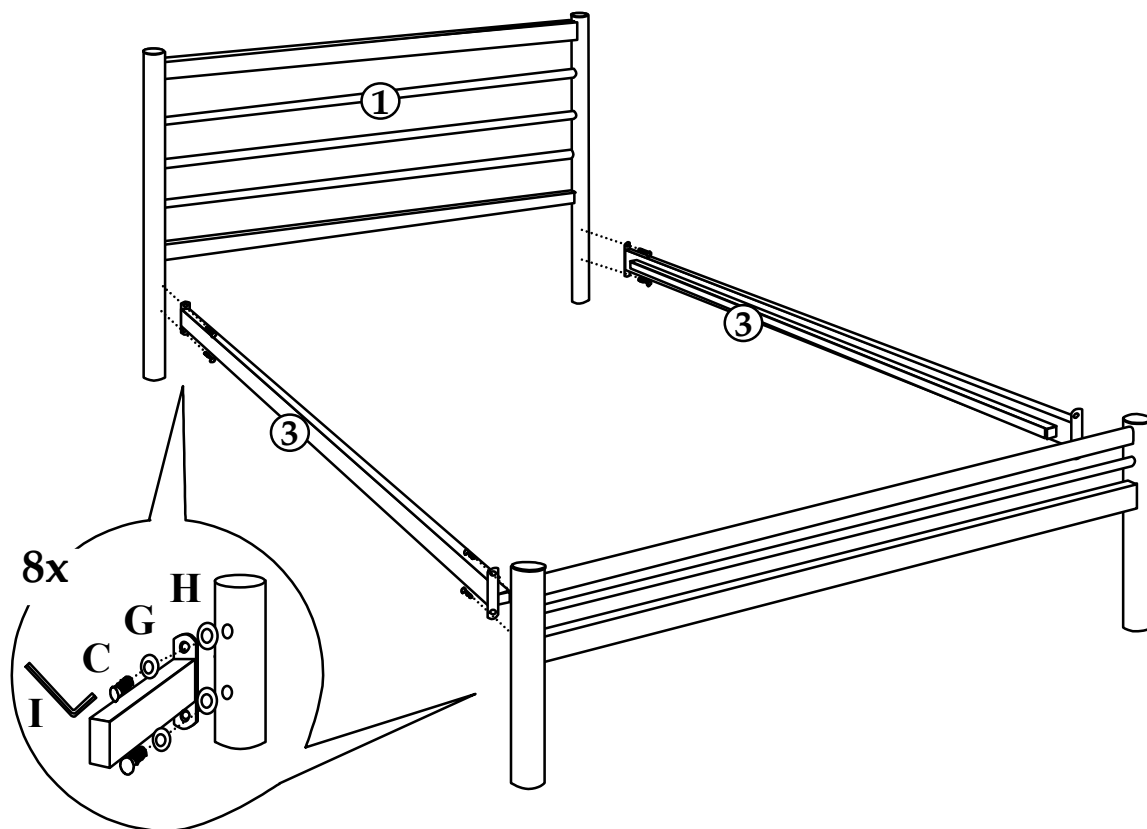
**It would be sensible to lay a sheet or blanket on the floor where you intend to work to avoid scratching this product and to protect your floor.**

**This product is heavy. Take extreme care when lifting to avoid personal injury or damage to the product.**

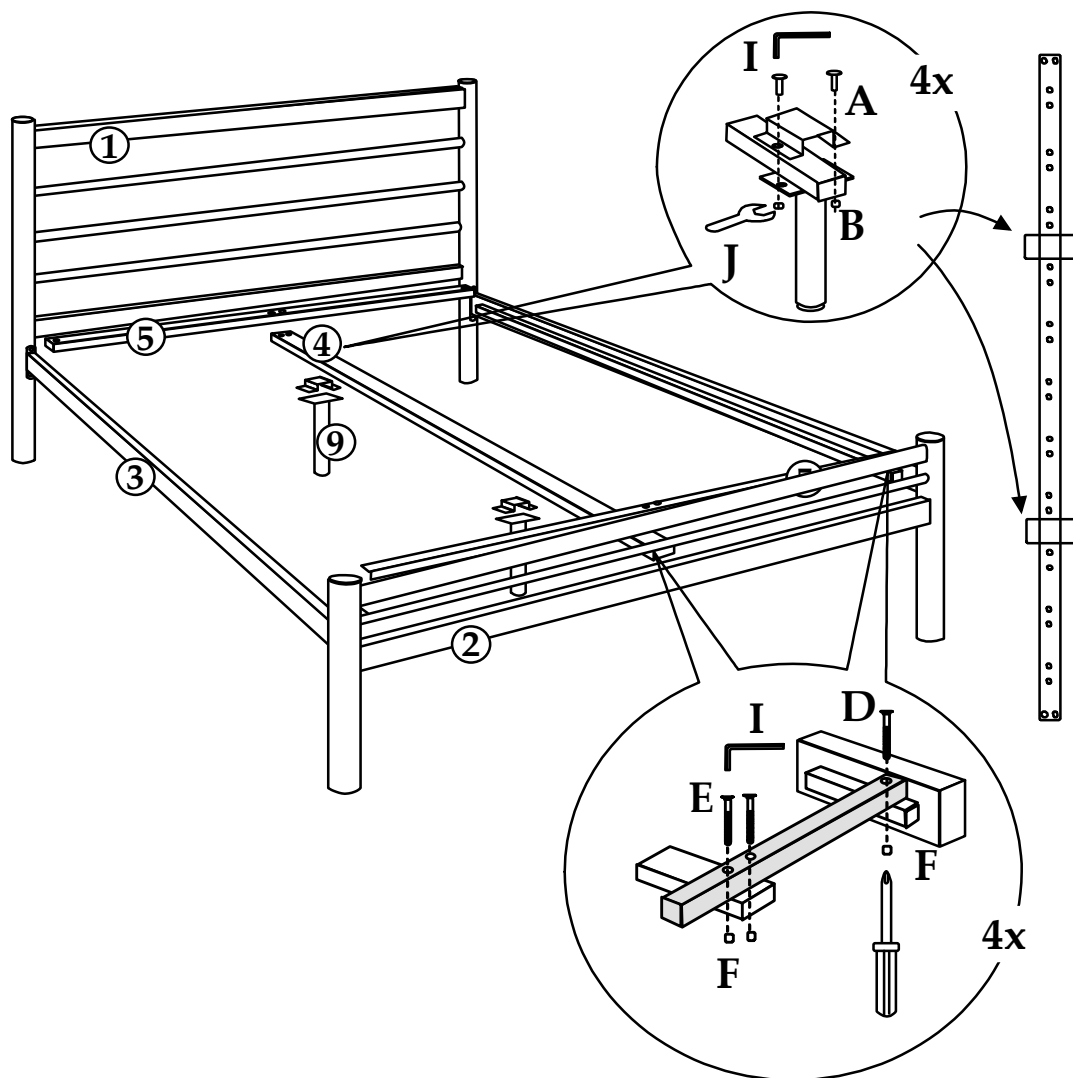
**Assemble the product as close to its intended final position in the room as possible.**

**HANDY HINT: If you keep the hardware in a bowl during assembly you will be less likely to lose them.**

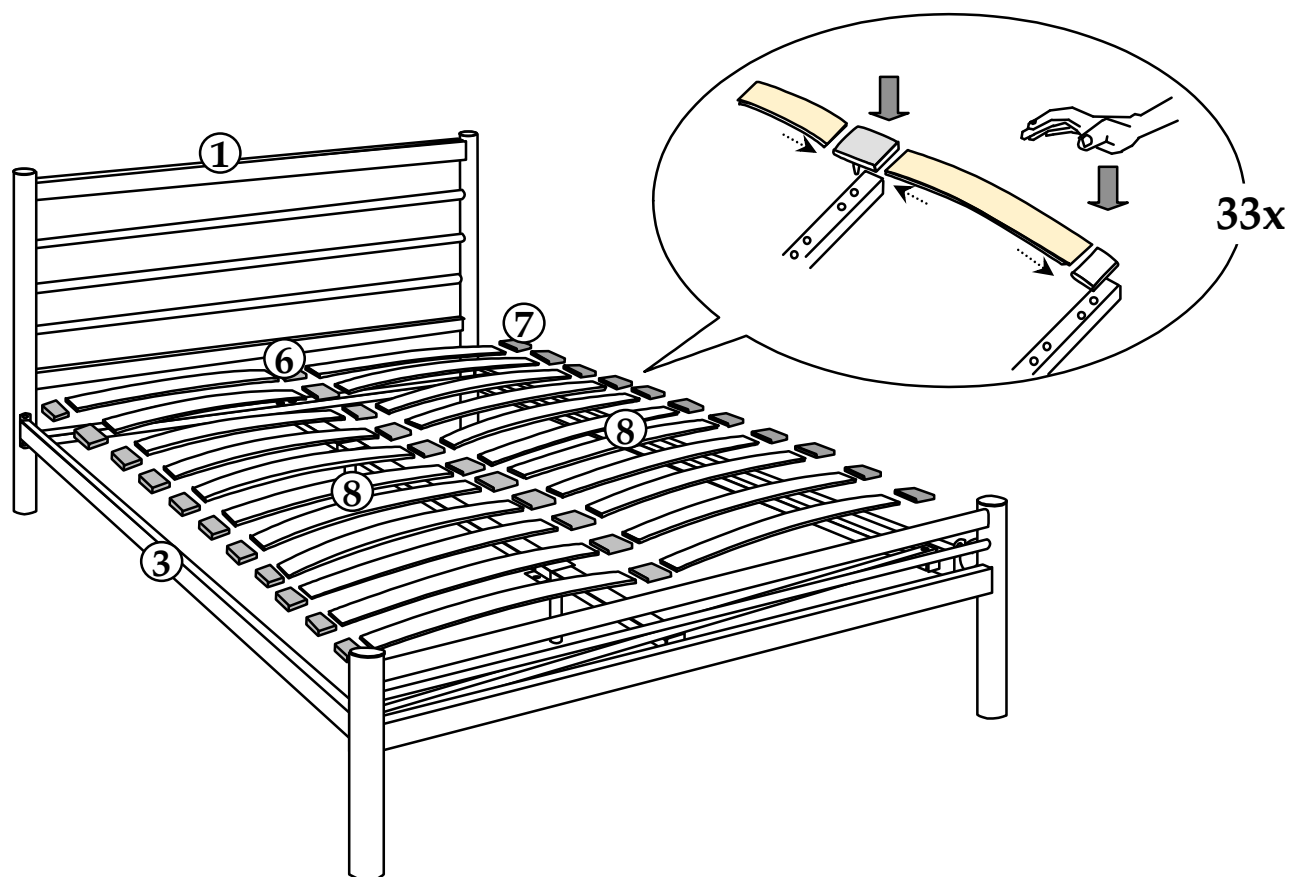
# 1



# 2



# 3



## Urgent Warning

When correctly adjusted the centre support legs on this product should be raised by 5mm from the floor with the added weight of the mattress and bedding.

This bed may fail if it is used on a wooden floor **WITHOUT** the use of non slip pads on all support legs and bed posts.

If the bed is to be moved, carefully lift the product rather than dragging to ensure that the centre legs do not become twisted and buckle.

## **General Care**

**Wipe clean with a slightly damp soft cloth.**

**Avoid the use of all household cleaners and abrasives.**

**When moving your furniture, carefully lift into place.**

**Never drag or push the pieces across the floor as this will cause damage to the joints and could result in failure to the product that will invalidate the warranty.**

## **Recommendations**

**Periodical re-tightening of fixings.**

## **Warning**

**This unit is heavy. Please use an assistant when lifting.**

## **Notes**

**We've tried to make this piece of furniture as easy to assemble as possible.**

**In the unlikely event that you have problems putting it together or have damaged or missing pieces, please contact our customer services on 01623 727374**

**Julian Bowen Limited**

**Bentinck House, Park Lane Business Park, Kirkby-in-Ashfield, Notts, NG17 9LE**

**[www.julian-bowen.co.uk](http://www.julian-bowen.co.uk)**